

GRIGRI 2

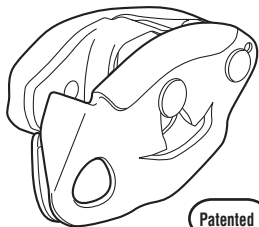
(EN) Belay device with assisted braking
 (FR) Appareil d'assurage à freinage assisté
 (DE) Sicherungsgerät mit verstärkter Bremskraft
 (IT) Apparecchio d'assicurazione con sistema frenante assistito
 (ES) Aparato de aseguramiento con frenado asistido

185 g

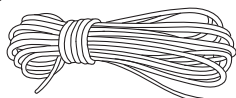
UIAA

prEN 15151-1 type 6

individually tested



Patented



$8.9 \leq \varnothing \leq 11 \text{ mm}$

Rope (core + sheath) dynamic (EN 892)
 Corde (âme + gaine) dynamique (EN 892)
 Seil (Kern + Mantel) dynamisch (EN 892)
 Corda (anima + calza) dinamica (EN 892)
 Cuerda (alma + funda) dinámica (EN 892)

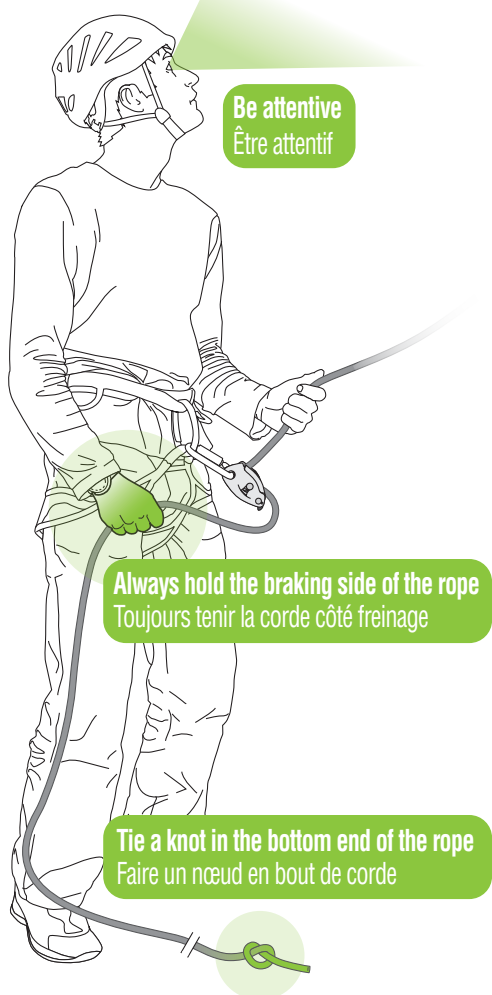


TRACEABILITY and MARKINGS

- a. Traceability: datamatrix = product reference + individual number
- b. Individual number
00 000 AA 0000
- c. Year of manufacture
- d. Day of manufacture
- e. Control or name of inspector
- f. Incrementation
- g. Rope diameter
- h. Standards

PETZL
 ZI Cidex 105A
 38920 Crolles
 France
www.petzl.com/contact
 Tel: +33-(0)4 76 92 09 00

ISO 9001
 Copyright Petzl



Be attentive
 Être attentif

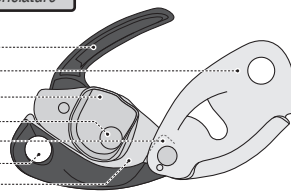
Always hold the braking side of the rope
 Toujours tenir la corde côté freinage

Tie a knot in the bottom end of the rope
 Faire un nœud en bout de corde

1. Field of application (text part) / Champ d'application (partie texte)

2. Nomenclature of parts / Nomenclature

- 5
- 1
- 2
- 3
- 4
- 7
- 6



3. Inspection, points to verify (text part) / Contrôle, points à vérifier (partie texte)

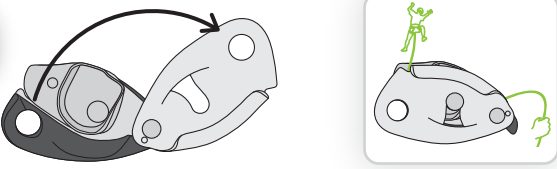
4. Compatibility (text part) / Compatibilité (partie texte)

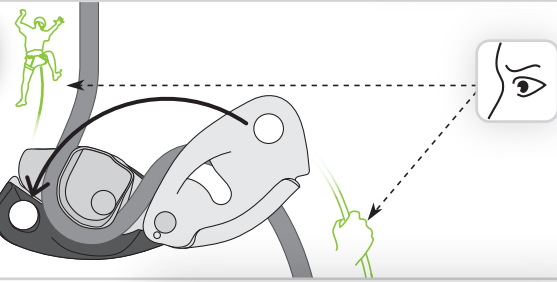
5. Working principle / Principe de fonctionnement

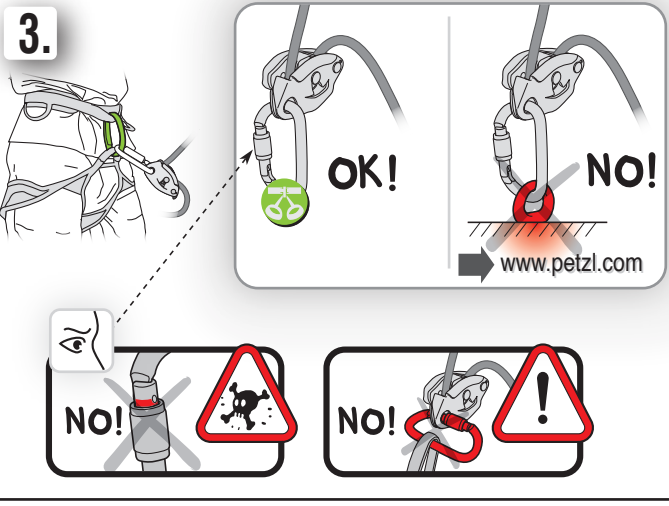
FREE
 THE DEVICE MUST ALWAYS BE ABLE TO MOVE FREELY

FREE
 THE CAM MUST ALWAYS BE ABLE TO MOVE FREELY

6. Setting up and installation of the descender /
Mise en place et installation du descendeur

1. 

2. 

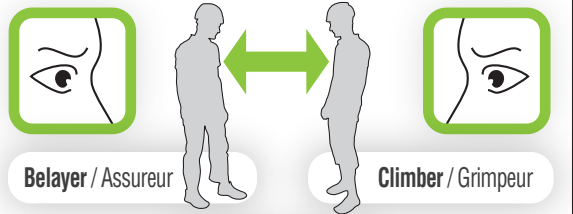
3. 

OK! NO!

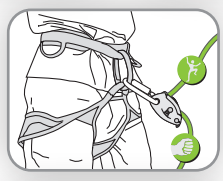
www.petzl.com

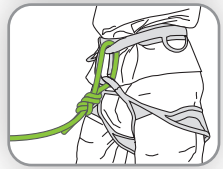
NO! NO!

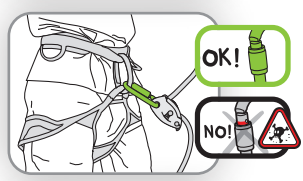
7. Partner check




Belayer / Assureur Climber / Grimpeur





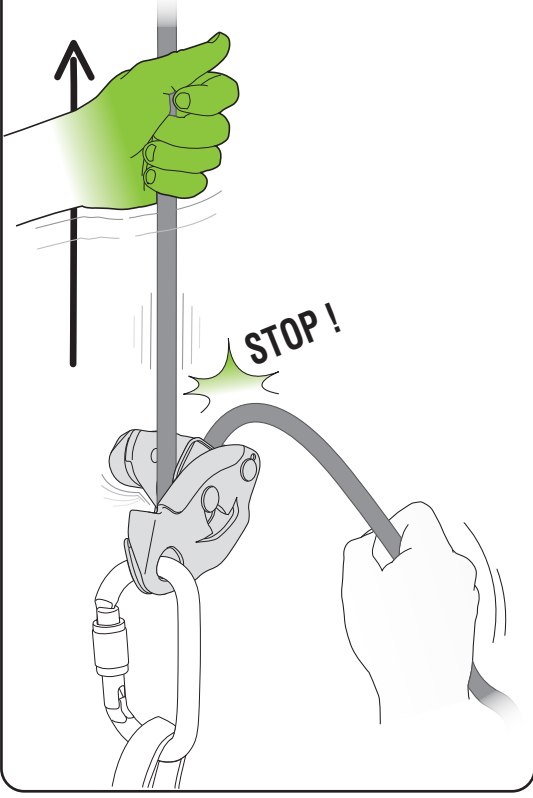


OK! NO!



Etc...

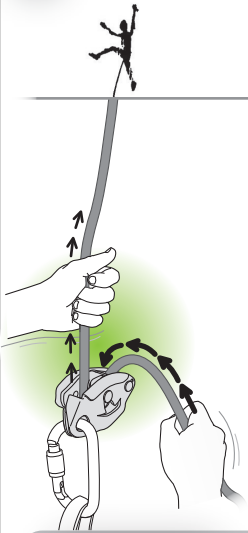
8. Function test / Test de fonctionnement



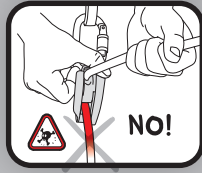
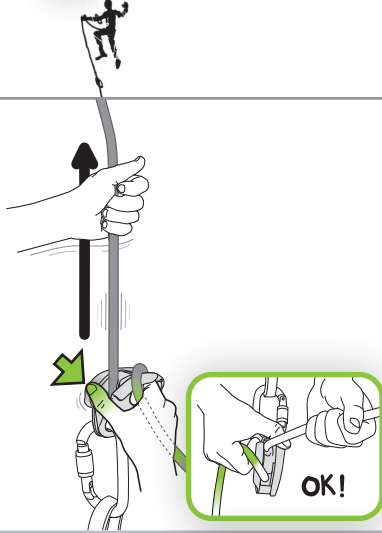
STOP!

9. Belaying techniques / Techniques d'assurage

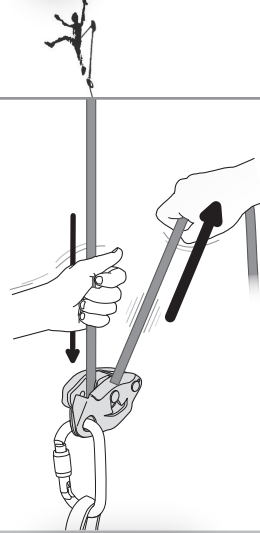
9A. Paying out slack / Donnez du mou




9B. Giving slack quickly when the leader is clipping. / Donnez du mou rapidement lorsque le leader mousquetonne



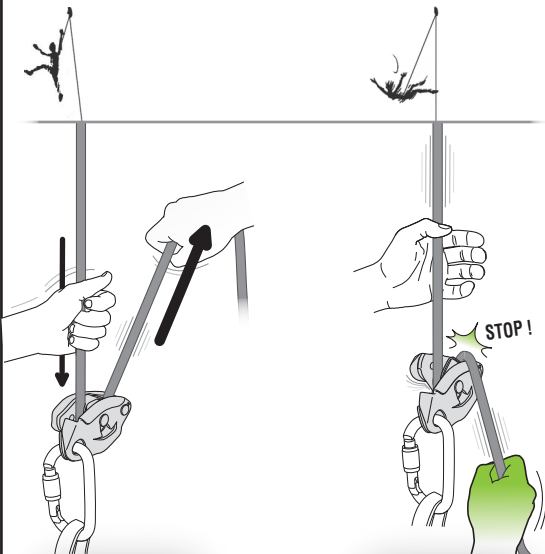
9C. Taking up slack / Avaler le mou



9D. Arresting a fall / Retenir une chute



10. Belaying a second in a top-rope situation / Assurer en moulinette



11. Lowering a climber in a toprope situation / Faire descendre le grimpeur en moulinette

